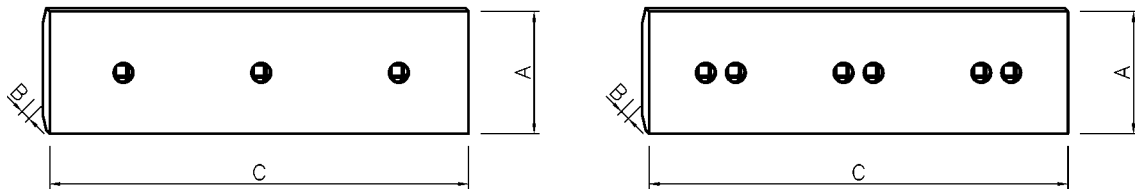


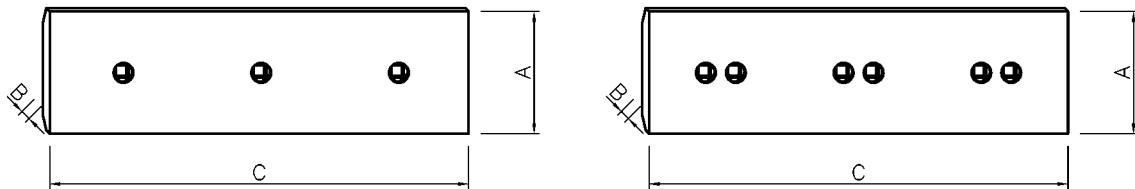
- Taglienti imbullonati per pale caricatrici
- Bolt-on cutting edges for loaders
- Anschraub-Messer für Ladeschaufeln
- Lames boulonnées pour pelles chargeuses



N. ORIGINALE ORIGINAL P/N ORIGINAL-NR. N. ORIGINAL	VECCHIO N. ORIG. OLD ORIGINAL P/N ANDERE ORIGINAL-NR. AUTRE N. ORIGINAL	PESO (KG) WEIGHT GEWICHT POIDS	DIMENSIONI - DIMENSIONS ABMESSUNGEN - DIMENSIONS				MODELLO MODEL MODELL MODELE
			A (mm)	B (mm)	C (mm)	Ø Bolt (")	
<b>1U0292</b>		57.7	280	25	1162	1	
<b>1U0293</b>		46.7	280	25	941	1	
<b>1U0294</b>		43.6	280	25	878	1	<b>943</b>
<b>1U0295</b>		50.9	280	25	1025	1	<b>916, 926, 953</b>
<b>1U0591</b>		87.1	360	30	1106	1 1/4	<b>973</b>
<b>1U0593</b>		100	360	30	1319	1 1/4	<b>966D, 966E</b>
<b>1U0599</b>		76.8	360	30	976	1	<b>963</b>
<b>1U0600</b>		84.9	360	30	1079	1	<b>963</b>
<b>1U0601</b>		81.8	360	30	1210	1	<b>950B, 950E, 966D</b>
<b>1U0605</b>		42.3	280	25	851	1	<b>941, 951B, 951C</b>
<b>1U0607</b>		51.9	280	25	1044	1	<b>920, 930</b>
<b>1U0762</b>		149.6	406	35	1406	1 1/4	<b>980C</b>
<b>1U1464</b>		40.7	280	25	819	1	<b>920, 930, 950</b>
<b>1U1465</b>		39.1	280	25	788	1	<b>920, 930, 950</b>
<b>1U1467</b>	9J0291	51.4	280	25	1035	1	<b>941, 951B, 951C</b>
<b>1U1469</b>		63.9	360	30	841	1	<b>950</b>
<b>1U1470</b>		75.2	360	30	991	1	<b>950</b>
<b>1U1471</b>		88.3	360	30	1121	1	<b>955K, 955L</b>
<b>1U1473</b>	9J6125	89.8	360	30	1140	1	<b>955K, 955L</b>
<b>1U1475</b>		57.3	360	30	756	1	<b>966A, 966B, 966C</b>
<b>1U1476</b>		110.5	360	30	1404	1	<b>966A, 966B, 966C</b>
<b>1U1478</b>	9J0292	111.5	360	30	1416	1	<b>966C, 977K, 977L</b>
<b>1U1479</b>	9J0293	84	360	30	1067	1	<b>977K, 977L</b>
<b>1U1531</b>	7K3890	52	360	30	660	3/4	<b>950, 966A, 966B, 966C</b>
<b>1U1909</b>		95.6	360	30	1260	1 1/4	<b>966D, 966E</b>
<b>1U2352</b>	<b>4T2914</b>	15.2	254	19	433	3/4	<b>910, 931</b>
<b>1U2357</b>	<b>4T2913</b>	45.8	254	19	1308	3/4	<b>910, IT12</b>
<b>1U2406</b>	1U0592	96.9	360	30	1231	1 1/4	<b>966C</b>
<b>1U2407</b>		96.3	360	30	1223	1 1/4	<b>966C</b>
<b>1U2408</b>		80.1	360	30	1018	1 1/4	<b>977L</b>
<b>1U2409</b>		94.9	360	30	1205	1 1/4	<b>977L</b>

Tutti i numeri, simboli, e denominazioni originali sono usati soltanto per riferimento, e non si deve in alcun modo intendere che i pezzi elencati siano originali.  
All manufacturers' name, numbers, symbols and descriptions are used for reference purpose only, and it is not implied that any part listed is the product of these manufacturers.

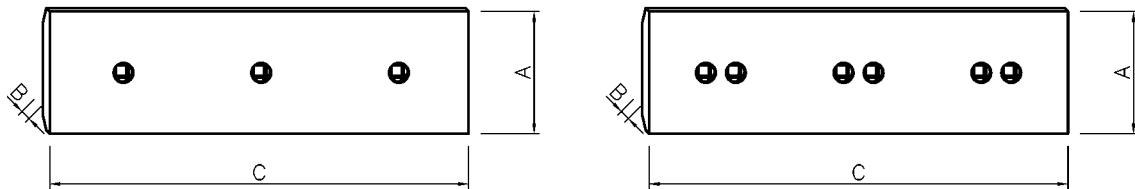
- Taglienti imbullonati per pale caricatrici
- Bolt-on cutting edges for loaders
- Anschraub-Messer für Ladeschaufeln
- Lames boulonnées pour pelles chargeuses



N. ORIGINALE ORIGINAL P/N ORIGINAL-NR. N. ORIGINAL	VECCHIO N. ORIG. OLD ORIGINAL P/N ANDERE ORIGINAL-NR. AUTRE N. ORIGINAL	PESO (KG) WEIGHT GEWICHT POIDS	DIMENSIONI - DIMENSIONS ABMESSUNGEN - DIMENSIONS				MODELLO MODEL MODELL MODELE
			A (mm)	B (mm)	C (mm)	Ø Bolt (")	
<b>1U2410</b>		75.6	360	30	960	1	<b>955L</b>
<b>1U2411</b>		83.1	360	30	1056	1	<b>955L</b>
<b>1U2412</b>		90.4	360	30	1148	1	<b>950</b>
<b>1U2413</b>		91.5	360	30	1162	1	<b>950</b>
<b>1U2414</b>		82.2	360	30	1044	1	<b>950</b>
<b>4T0803</b>	<b>4T2911</b>	40.1	254	19	1143	3/4	<b>931B</b>
<b>4T2910</b>	4T0804	12.4	254	19	354	3/4	<b>931B</b>
<b>4T2911</b>	4T0803	40.1	254	19	1143	3/4	<b>931B</b>
<b>4T2912</b>		33.5	254	19	955	3/4	<b>931</b>
<b>4T2913</b>	1U2357	45.8	254	19	1308	3/4	<b>910,IT12</b>
<b>4T2914</b>	1U2352	15.2	254	19	433	3/4	<b>910, 910B, 931B</b>
<b>4T2915</b>	4T0806	52.1	254	19	1486	3/4	<b>931B</b>
<b>4T2918</b>	9J3265	20.5	254	19	585	3/4	<b>910</b>
<b>4T2919</b>	9J6664	33.1	254	19	946	3/4	<b>931</b>
<b>4T5273</b>		142.3	406	35	1337	1 1/4	<b>980B</b>
<b>4T6588</b>	1U1449	128.9	406	35	1211	1	<b>988B</b>
<b>4T6589</b>	1U1447	177.4	406	35	1667	1	<b>980C</b>
<b>4T6590</b>	1U1448	91.4	406	35	859	1	<b>980C</b>
<b>4T6592</b>	1U1445	91.3	406	35	858	1	<b>980B</b>
<b>4T6594</b>	1U1446	164.1	406	35	1542	1	<b>980B</b>
<b>4T7141</b>		66	406	35	620	1 1/4	<b>980C,980D,989L</b>
<b>4T7142</b>		72.6	406	35	682	1 1/4	<b>980C</b>
<b>4T7143</b>		72.6	406	35	682	1 1/4	<b>980</b>
<b>4T7144</b>		78.2	406	35	735	1 1/4	<b>980C</b>
<b>4T7145</b>		78.2	406	35	735	1 1/4	<b>980C</b>
<b>4T7185</b>	<b>9W5736</b>		483	35	791	1 1/4	<b>988B</b>
<b>4T7186</b>	<b>9W5731</b>		483	35	791	1 1/4	<b>988B</b>
<b>4T7187</b>	<b>9W5735</b>		483	35	731	1 1/4	<b>988B</b>
<b>4T7188</b>	<b>9W5732</b>		483	35	731	1 1/4	<b>988B</b>
<b>4T7190</b>	<b>9W5733</b>		483	35	706	1 1/4	<b>988B</b>
<b>4T8069</b>	5J6950	7.1	203	16	302	5/8	

Tutti i numeri, simboli, e denominazioni originali sono usati soltanto per riferimento, e non si deve in alcun modo intendere che i pezzi elencati siano originali.  
All manufacturers' name, numbers, symbols and descriptions are used for reference purpose only, and it is not implied that any part listed is the product of these manufacturers.

- Taglienti imbullonati per pale caricatori
- Bolt-on cutting edges for loaders
- Anschraub-Messer für Ladeschaufeln
- Lames boulonnées pour pelles chargeuses



N. ORIGINALE ORIGINAL P/N ORIGINAL-NR. N. ORIGINAL	VECCHIO N. ORIG. OLD ORIGINAL P/N ANDERE ORIGINAL-NR. AUTRE N. ORIGINAL	PESO (KG) WEIGHT GEWICHT POIDS	DIMENSIONI - DIMENSIONS ABMESSUNGEN - DIMENSIONS				MODELLO MODEL MODELL MODELE
			A (mm)	B (mm)	C (mm)	Ø Bolt (")	
<b>4T8071</b>	<b>5J6953</b>	4.8	203	16	203	5/8	
<b>4T8078</b>	<b>2V2162</b>	9.6	203	16	408	5/8	
<b>4T8082</b>	<b>9V3532</b>	8.2	203	16	349	5/8	
<b>4T8085</b>	<b>9V1757</b>	9	203	16	383	5/8	
<b>4T8372</b>	<b>5J6961</b>	11.5	203	19	405	3/4	
<b>4T8796</b>	<b>4T2802</b>	43.4	254	19	1238	3/4	<b>910</b>
<b>4T9125</b>		51.6	360	30	655	1 1/4	<b>966D</b>
<b>4T9126</b>		51.6	360	30	655	1 1/4	<b>966D</b>
<b>4T9127</b>		50.2	360	30	637	1 1/4	<b>966D</b>
<b>4T9128</b>		50.2	360	30	637	1 1/4	<b>966D</b>
<b>4T9185</b>		45	360	30	572	1 1/4	<b>966D</b>
<b>4T9563</b>		48	280	25	967	1	<b>943</b>
<b>7T5960</b>		42.3	360	30	537	1 1/4	
<b>7T5961</b>		49.5	360	30	629	1 1/4	
<b>7T5962</b>		41.6	360	30	528	1 1/4	
<b>7T5963</b>		49.6	360	30	630	1 1/4	
<b>7T5964</b>		42.3	360	30	537	1 1/4	
<b>8A8444</b>		56	280	25	1128	1	
<b>9W1375</b>		162.2	406	35	1524	1 1/4	<b>988B</b>
<b>9W3676</b>			406	45	917	1 1/4	<b>973</b>
<b>9W3677</b>			406	45	927	1 1/4	<b>973</b>
<b>9W3678</b>			406	45	927	1 1/4	<b>973</b>
<b>9W5731</b>	<b>4T7186</b>		483	35	792	1 1/4	<b>988B</b>
<b>9W5732</b>	<b>4T7188</b>		483	35	731	1 1/4	<b>988B</b>
<b>9W5733</b>	<b>4T7190</b>		483	35	706	1 1/4	<b>988B</b>
<b>9W5735</b>	<b>4T7187</b>		483	35	731	1 1/4	<b>988B</b>
<b>9W5736</b>	<b>4T7185</b>		483	35	792	1 1/4	<b>988B</b>
<b>9W8249</b>			483	35	1105	1 1/4	<b>988B</b>
<b>9W8250</b>			483	35	1464	1 1/4	<b>988B</b>
<b>9W9943</b>			425	19	1231	7/8	<b>935B</b>
<b>9W9944</b>		13.1	254	19	373	3/4	<b>935B</b>

Tutti i numeri, simboli, e denominazioni originali sono usati soltanto per riferimento, e non si deve in alcun modo intendere che i pezzi elencati siano originali.  
All manufacturers' name, numbers, symbols and descriptions are used for reference purpose only, and it is not implied that any part listed is the product of these manufacturers.